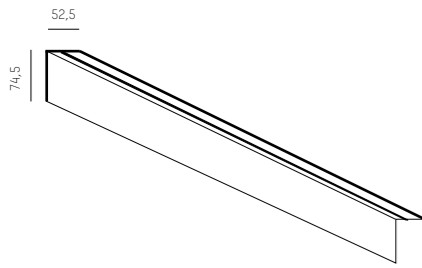


## THE LINE LED PROFILE

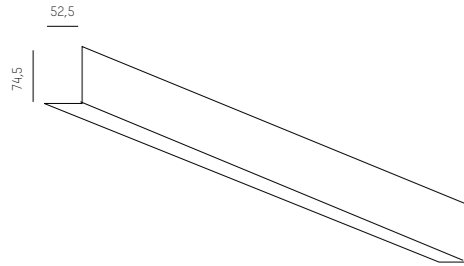


### PROFIL SYSTEM / PROFILE SYSTEM

Abdeckung, Lichteinsätze und Zubehör separat ordern  
order covers, light inserts and components separately

536-22008 L: 5500mm  
536-22018 L: per Laufmeter / per running meter

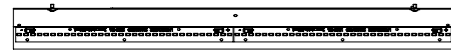
## COVERS



### PMMA ABDECKUNG / PMMA COVER

536-23000 L: 5500mm  
536-23010 L: per Laufmeter / per running meter

## LIGHT INSERTS



### LED LICHTEINSÄTZE / LED LIGHT INSERTS

Durchgangsverdrahtet 1,5mm<sup>2</sup>, steckfertig, inkl. Verbindungsleitungen  
Feed through wired 1,5mm<sup>2</sup>, ready to plug in, incl. connector cable

Achtung: Lumenwerte inkl. Abdeckung / Attention: Lumendata are with cover

#### LOW OUTPUT

536-24119 L: 567mm **SYS 17W** 1820lm  
536-24114 L: 567mm **SYS 17W** 1910lm

536-24219 L: 1129mm **SYS 34W** 3640lm  
536-24214 L: 1129mm **SYS 34W** 3820lm

#### HIGH OUTPUT

536-24119h L: 567mm **SYS 23W** 2290lm  
536-24114h L: 567mm **SYS 23W** 2400lm

536-24219h L: 1129mm **SYS 45W** 4580lm  
536-24214h L: 1129mm **SYS 45W** 4800lm

Dimmbare Versionen / dimmable versions

536-XXXXad = analog dimm. 1 - 10 V

536-XXXXddd = DALI dimm.

= LED 3000K / CRI>80

= LED 4000K / CRI>80

-

IP 20

## THE LINE SYSTEM COMPONENTS

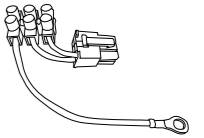
### EINSPEISUNG / POWER FEED

3 x 0,75mm<sup>2</sup>

536-270

5 x 0,75mm<sup>2</sup>; für dimm. / for dimm.

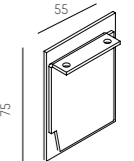
536-270d



### ENDECKEL-SET / END PIECE SET

Set 2 Stk. inkl. Erdungskabel / set 2 pcs. incl. ground cable

536-268



### LINEARVERBINDER / LINEAR JUNCTION

innenliegend / internal

536-258

